



District Report Card: 2017


State: Chandigarh	District: Chandigarh
Class: 8	Subject: Language
Schools: 107	Students: 2888


Participation/Coverage


Students

GENDER 	Boys		Girls	
	Number	%	Number	%
	1389	48.10	1499	51.90

AREA 	Rural		Urban	
	Number	%	Number	%
	777	26.90	2111	73.10

CATEGORY 	SC		ST		OBC		GEN	
	Number	%	Number	%	Number	%	Number	%
	439	15.20	5	0.17	93	3.22	2351	81.41

CWSN 	LD	VI	HI	S&LD	ID	Oth
	23	29	2	12	3	40

Management 	Government		Government-aided	
	Number	%	Number	%
	2721	94.22	167	5.78

Average Performance of Students in Language (%)

Overall	Gender		Area		Management		Social Group			
	Male	Female	Rural	Urban	Govt.	Aided	SC	ST	OBC	GEN
61.10	59.78	62.32	61.45	60.97	61.05	61.88	58.54	53.33	62.51	61.54

Performance on Learning Outcomes (LOs)

Learning Outcomes	Description	Average Performance(%)
L813	Read textual/non-textual materials with comprehension and identifies the details, characters, main idea and sequence of ideas and events while reading	61.10

Range of Performance of Students who Answered Correctly							
Below 30%		30% - 50%		50% - 75%		Above 75%	
Number	%	Number	%	Number	%	Number	%
238	8.24	674	23.34	1227	42.49	749	25.93

Lowest Performing Learning Outcomes (LOs)

1 - Read textual/non-textual materials with comprehension and identifies the details, characters, main idea and sequence of ideas and events while reading (61.10)